General Description

2-Way Manual Poppet Valve. The DL081 Series Valves are suited for emergency lowering applications and on-off flow applications.

Operation

The DL081 Series Valves are mechanically operated check valves. Hydraulic force on the poppet is balanced by having equal area between the poppet seat and the valve stem, allowing the poppet to be manually pulled off the seat. When released, the bias spring will return the valve poppet to its closed position. Back pressure of more than 5.5 Bar (80 PSI) will prevent the bias spring from closing the poppet and must be avoided.

Features

- Low leakage design
- Flip lever, pull handle, or detented pin design
- All external parts zinc plated

Performance Curve

Flow vs. Pressure Drop (Through cartridge only)

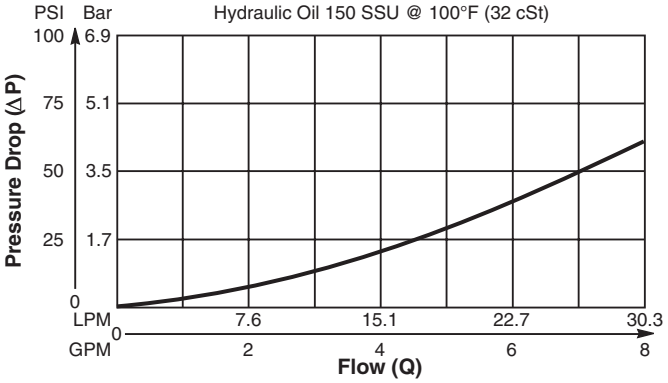

Specifications

Nominal Flow	30 LPM (8 GPM)
Max. Inlet Pressure	210 Bar (3000 PSI)
Leakage at 150 SSU (32 cSt)	5 drops/min. (.33 cc/min.) at 210 Bar (3000 PSI)
Max. Allowable Tankline Pressure	5.5 Bar (80 PSI)
Operating Temp. Range (Ambient)	-45°C to +132°C ("D" Ring) (-50°F to +270°F) -34°C to +121°C (Nitrile) (-30°F to +250°F) -26°C to +204°C (Fluorocarbon) (-15°F to +400°F)
Cartridge Material	Stem, stainless steel. All other parts hardened steel.
Fliltration	ISO-4406 18/16/13, SAE Class 4
Approx. Weight	0.08 kg (0.17 lbs.)
Cavity	C08-2
Form Tool	Rougher None Finisher NFT08-2F

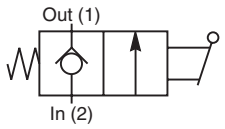

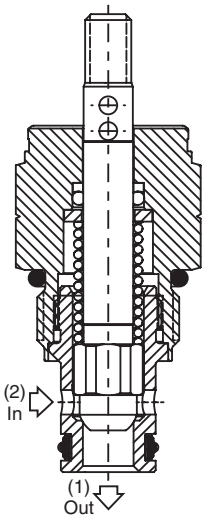

Dimensions Millimeters (Inches)

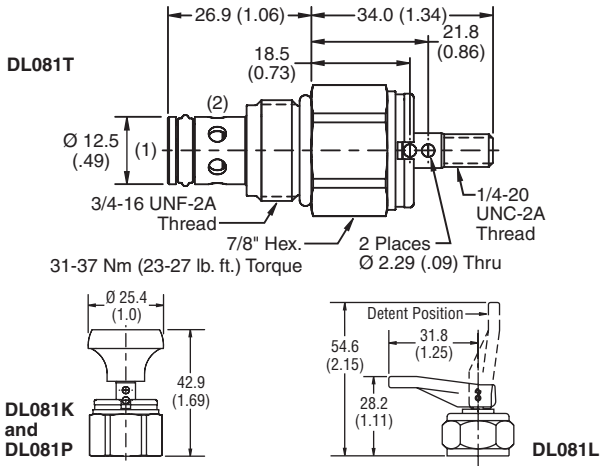

Ordering Information

DL081			—		
08 Size Manual Poppet Valve	Actuator Type	Seals		Body Material	Port Size

Code	Actuator Type
K	Knob (852525)
T	Stem
L	Lever
P	Lock Pin

Code	Body Material
Omit	Steel
A	Aluminum

Code	Seals / Kit No.
Omit	"D"-Ring / (SK08-2)
N	Nitrile / (SK08-2N)
V	Fluorocarbon / (SK08-2V)

Code	Port Size	Body Part No.
Omit	Cartridge Only	
4T	SAE-4	(B08-2-*4T)
6T	SAE-6	(B08-2-*6T)

NOTE: "D"-Ring for K, T, P only.

**** Add "A" for aluminum, omit for steel.***